


DC211: Directional Coupler for R-9 Waveguide

General Description

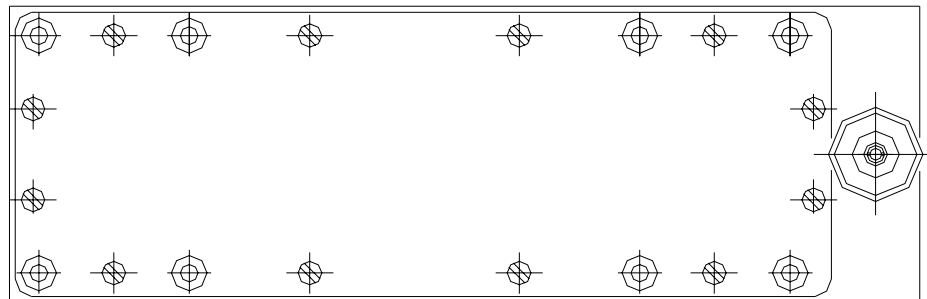
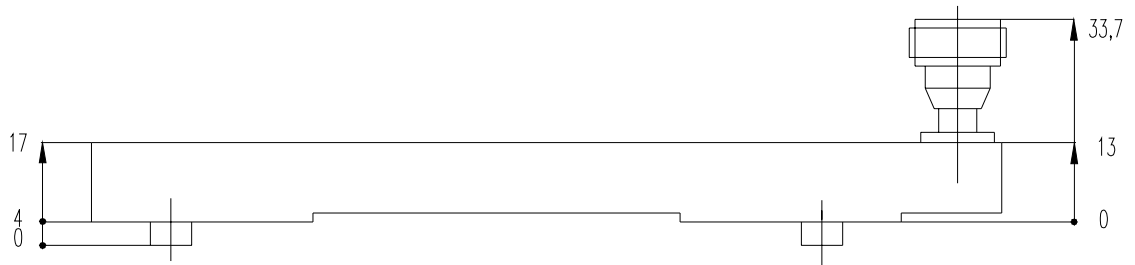
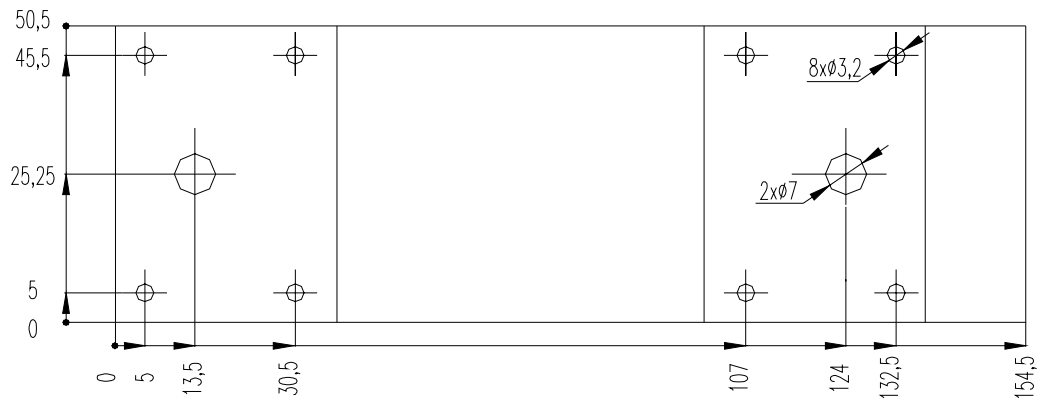
DC211 is a directional coupler intended for sampling incident or reflected waves in high-power 900 MHz industrial applications using R-9 rectangular waveguide. The coupler is fixed to the waveguide with eight M3 or similar-diameter screws after machining of appropriate holes in the broad waveguide wall. Simple reversing the coupler causes it to sample the wave propagating in the opposite direction.



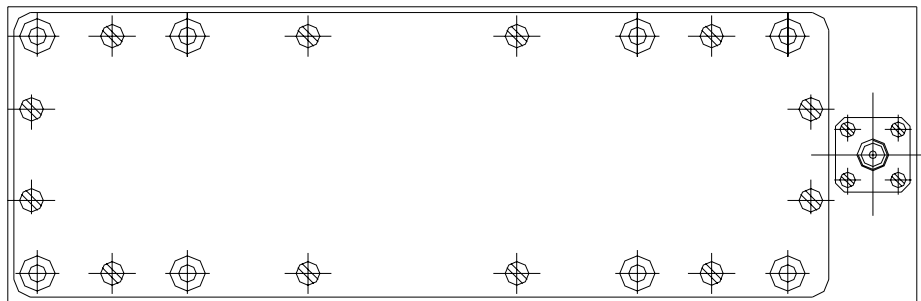
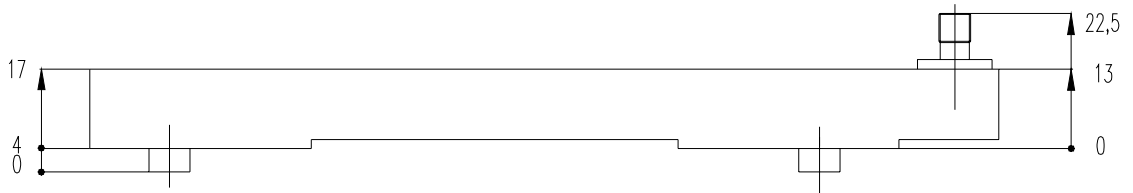
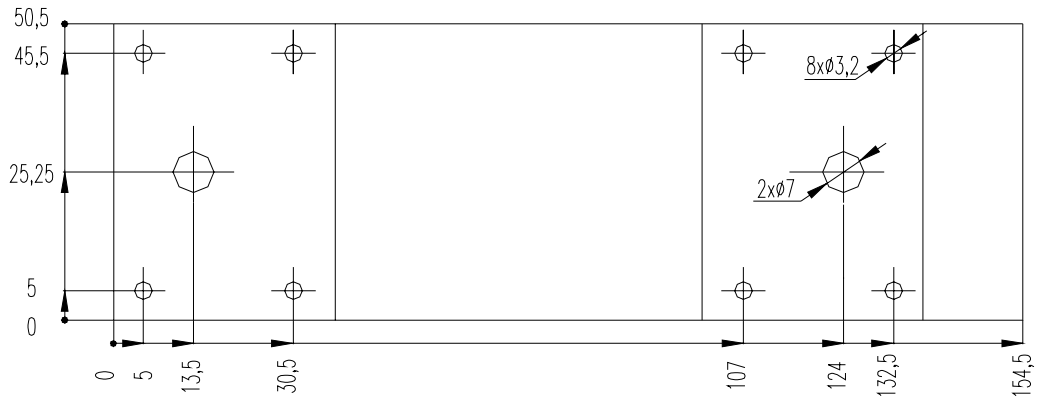
Specifications

Frequency range	896 - 922 MHz
Coupling factor	-60 dB \pm 1 dB standard (lower coupling factors available upon request)
Directivity	25 dB min
Output connector	N-F (SMA-F available upon request)
Waveguide of destination	R-9 (247.65 mm x 123.825 mm)
Waveguide wall thickness	4 mm

Dimensional drawing: N-F type connector (all units in millimeters)



Dimensional drawing: SMA-F type connector (all units in millimeters)



Drilling template

